

G. PETTIT, Jr.  
Cuspadore.

No. 221,740.

Patented Nov. 18, 1879.

Fig. 1.

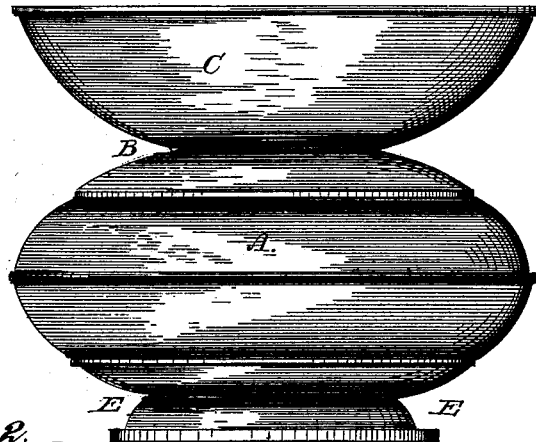


Fig. 2.

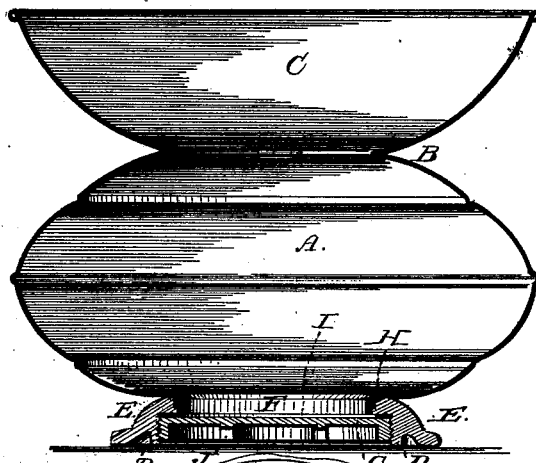


Fig. 3.

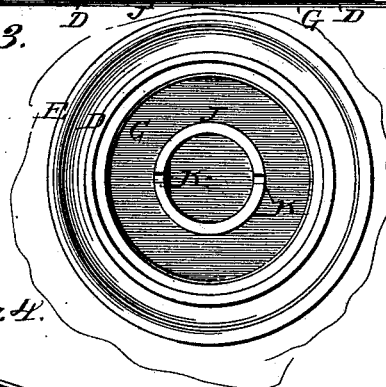
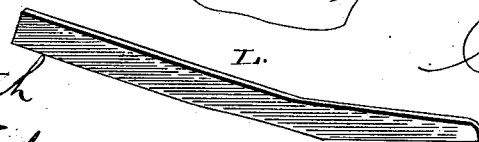


Fig. 4.



Witnesses:  
Fred G. Dietrich  
Bertha L. Dietrich

Inventor:  
George Pettit, Jr.  
by C. Snow & Co.  
Atty's.

# UNITED STATES PATENT OFFICE.

GEORGE PETTIT, JR., OF BROOKLYN, NEW YORK.

## IMPROVEMENT IN CUSPADORES.

Specification forming part of Letters Patent No. **221,740**, dated November 18, 1879; application filed October 21, 1879.

*To all whom it may concern:*

Be it known that I, GEORGE PETTIT, JR., of Brooklyn, in the county of Kings and State of New York, have invented certain new and useful Improvements in Cuspadores; and I do hereby declare that the following is a full, clear, and exact description of the invention, which will enable others skilled in the art to which it appertains to make and use the same, reference being had to the accompanying drawings, which form a part of this specification.

Figure 1 is a side view. Fig. 2 is a vertical sectional view. Fig. 3 is a bottom plan, and Fig. 4 is a view of the wrench or key used for removing the bottom.

Corresponding parts in the several figures are denoted by like letters of reference.

This invention relates to cuspadores; and it consists, essentially, in providing a removable bottom, which, when removed, permits the vessel or receptacle to be easily and conveniently emptied of its contents and cleaned, all as will be hereinafter more fully described, and particularly pointed out in the claim.

In the drawings hereto annexed, A represents the receptacle or body, which is of the usual construction, being provided with a narrow neck, B, and a wide bulging mouth or opening, C.

The lower end of the bottom is provided with a flange, D, forming a rest or foot-piece, E. The bottom of the vessel is provided with

an opening, F, confined by flange D, and provided with a female screw-thread for the reception of a threaded cover, G, which, when screwed down tightly, abuts upon or against an annular rim or collar, H, between which and the cover I interpose a rubber ring, I, which serves as packing to form a tight joint. Upon its under side the cover G is provided with a rim or flange, J, having diametrically-opposite notches K K for the reception of the wrench or key L. (Shown in Fig. 4 of the drawings.) By means of this key the cover may be easily screwed down tightly, or, when desired, be removed for the purpose of cleaning the cuspadore.

Having thus described my invention, I claim and desire to secure by Letters Patent of the United States—

As an improvement in cuspadores, the combination, with the body A, having flange and foot-piece D E and collar H, of the threaded bottom piece or cover G, having flange J, provided with notches K K, rubber ring I, and key L, substantially as and for the purpose set forth.

In testimony that I claim the foregoing as my own I have hereto affixed my signature in presence of two witnesses.

GEORGE PETTIT, JR.

Witnesses:

JAS. W. HALE,

E. J. ANDERSON.